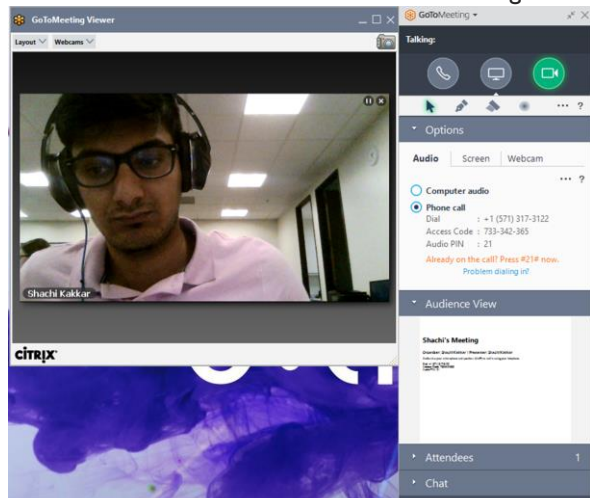


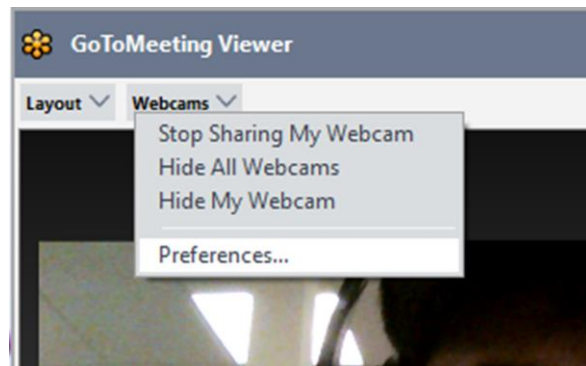
(1) Make a GoToMeeting Call

- This is the screen that will appear when you want to make a call in Citrix GoToMeeting.



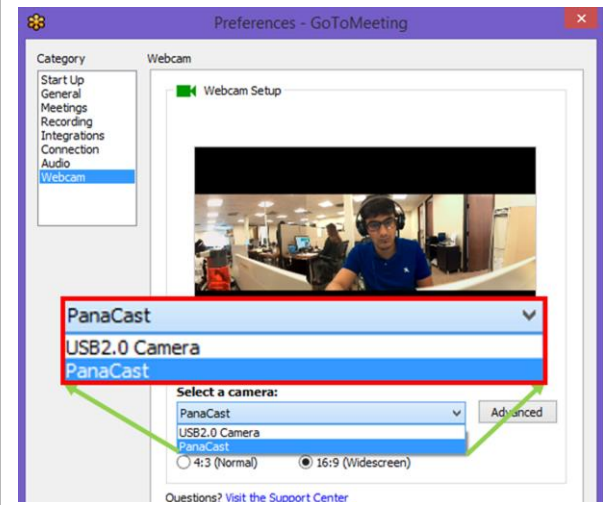
(2) Access Video Settings

- To change your call settings, click on the “Webcams” menu right above your video feed and select “Preferences.”



(3) Select PanaCast Camera

- Select “PanaCast” as your camera in the drop down menu



Digital Zoom with PanaCast ePTZ

PanaCast allows the host user to digitally pan, tilt and zoom in their video stream using the PanaCast ePTZ app. To find out more, please click [here](#) for instructions.



Altia Systems, Inc. | 10020 North De Anza Blvd., Suite 200 |
Cupertino, CA 95014 | Office: 1(408) 996 9710

Contact us: support@altiasystems.com