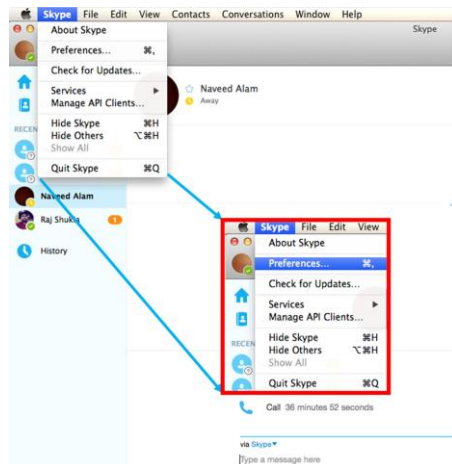


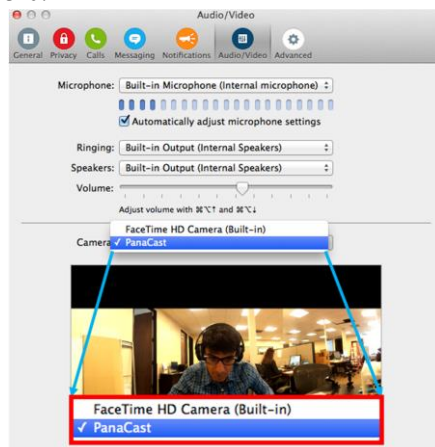
(1) Access Call Settings

- To change your call settings, select Skype in the task-bar and then select “Preferences.”



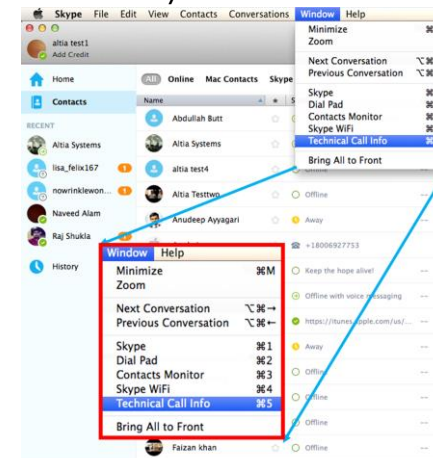
(2) Select PanaCast Camera

- Click on the “Audio/Video” tab and select “PanaCast” as your camera in the drop down menu.



(3) Track Call Info

- For call stats and info select “Windows” in the taskbar and then select “Technical Call Info” for more details on your call.



Digital Zoom with PanaCast ePTZ

PanaCast allows the host user to digitally pan, tilt and zoom in their video stream using the PanaCast ePTZ app. To find out more, please click [here](#) for instructions.



Altia Systems, Inc. | 10020 North De Anza Blvd., Suite 200 |
Cupertino, CA 95014 | Office: 1(408) 996 9710

Contact us: support@altiasystems.com